






The nose knows: Evaluation of statistical analysis exercise



1. By the end of class (~1 hour), how much of the assignment did you complete?

- A. Questions 1-2
- B. Up to questions 3-4
- C. Up to questions 5-6
- D. Up to questions 7-8 (finished activity 1)
- E. Finished activity 1, began activity 2

✓	Response		Vote %	Votes
<input type="checkbox"/>	A		18%	6
<input type="checkbox"/>	B		26%	9
<input type="checkbox"/>	C		26%	9
<input type="checkbox"/>	D		24%	8
<input type="checkbox"/>	E		6%	2




2. How much time did you spend on this assignment outside of class?

- A. Less than 1 hour
- B. 1-2 hours
- C. 2-3 hours
- D. 3-4 hours
- E. More than 4 hours

✓	Response		Vote %	Votes
<input type="checkbox"/>	A		3%	1
<input type="checkbox"/>	B		44%	15
<input type="checkbox"/>	C		35%	12
<input type="checkbox"/>	D		6%	2
<input type="checkbox"/>	E		12%	4

3. “This assignment helped me to improve my knowledge and ability in conducting and interpreting statistical analyses.”

- A. Strongly agree
- B. Agree
- C. Neutral
- D. D disagree
- E. Strongly disagree

✓	Response		Vote %	Votes
<input type="checkbox"/>	A		15%	5
<input type="checkbox"/>	B		74%	25
<input type="checkbox"/>	C		12%	4
<input type="checkbox"/>	D		0%	0
<input type="checkbox"/>	E		0%	0

4. “This assignment helped me by refreshing my memory and/or improving my ability to create tables and figures (including using proper axes labels and captions).”





A. Strongly agree

B. Agree

C. Neutral

D. D disagree

E. Strongly disagree

✓	Response		Vote %	Votes
<input type="checkbox"/>	A		19%	6
<input type="checkbox"/>	B		56%	18
<input type="checkbox"/>	C		16%	5
<input type="checkbox"/>	D		9%	3
<input type="checkbox"/>	E		0%	0

5. “The fact that I was given a background on the study species and was analyzing real data helped me take a greater interest in the assignment.”




A. Strongly agree

B. Agree

C. Neutral

D. D disagree

E. Strongly disagree

✓	Response		Vote %	Votes
<input type="checkbox"/>	A		41%	14
<input type="checkbox"/>	B		53%	18
<input type="checkbox"/>	C		6%	2
<input type="checkbox"/>	D		0%	0
<input type="checkbox"/>	E		0%	0

6. “Working in pairs on the assignment was helpful because I could share ideas and reduce the workload.”






A. Strongly agree

B. Agree

C. Neutral

D. Disagree

E. Strongly disagree

✓	Response		Vote %	Votes
<input type="checkbox"/>	A		50%	17
<input type="checkbox"/>	B		35%	12
<input type="checkbox"/>	C		6%	2
<input type="checkbox"/>	D		6%	2
<input type="checkbox"/>	E		3%	1